Apple ipad proScreen Half Bright

[Faulty model]: Apple ipad pro

[Fault phenomenon]: Screen Half Bright



[Maintenance process]: Received an Apple ipad pro tablet, the fault description is Screen Half Bright, that is, the half of the light on the screen is not bright.In this case, it is necessary to eliminate the problem of the screen first, but in the maintenance of this machine, it is found that the screen is normal when the frame is pressed or the screen is pressed, but the pressing again will restore the original fault.First, first disassemble the screen, first remove the screen cable, press the motherboard and press the screen to see where the fault is caused.Conditional can directly replace the cable screen test, after pressing the test to lock the motherboard problem.So directly remove the screen, open the motherboard screw Shielding cover, found that the motherboard dropped a lot of Screw chassis, obviously the machine that fell, may be the customer with a protective cover, so the appearance is not to see the traces of falling.



Pressing the motherboard will cause the Screen Half Bright to disappear, indicating that the motherboard's backlight circuit appears Void welding.This fault can be repaired even if there is no drawing. This situation is definitely caused by the Inductor missing Void welding.So you can find this Inductor on the way of nail file.



When we got to the Inductor, the Inductor went straight up.So we have found the problem, remove the Inductor, and find a similar Inductor on another flat panel.





Replenish the Inductor and replenish the three Screw chassis s for direct installation testing.



Troubleshoot, repair ends here